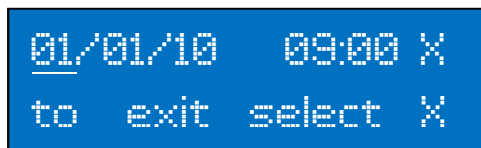


***The Q105 and T105 ultrasonic cleaners feature an internal clock.
Here is how to set it...***



Press the  (mode) key 4 times until the following screen is displayed.




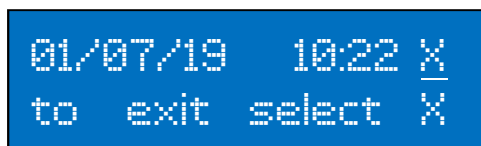
Press the  key and the following screen is displayed:



Use the  and  keys to move the cursor between the date, month, year, hour and minute.

The  and  keys decrease and increase the selected digit.

Once the date and time are correctly displayed, move the cursor to the X on the screen and press and release the  key as shown here:



The time starts counting from the moment the  key is pressed.

If you have any problems either email sales@walkerelectronics.co.uk or contact a member of our team on 01636 892410.